

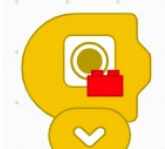
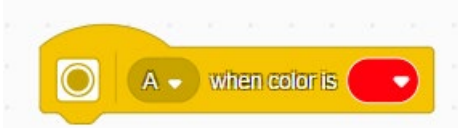







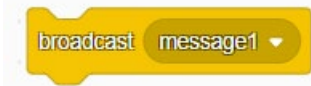

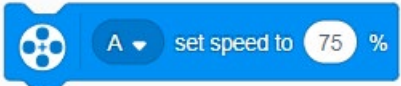





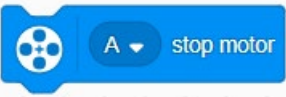









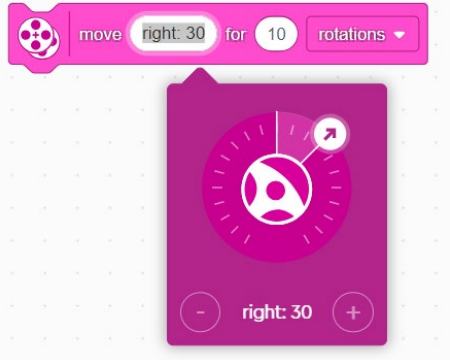


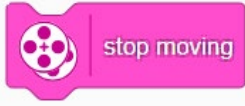

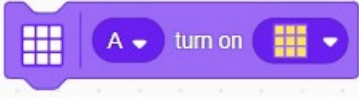

# Transitioning from Icon to Word Blocks

	Block Function	Icon Block	Block Function	Word Block
<b>Event Blocks</b>	When program starts		When program starts	
	Color Sensor Block		When color is	
	Tilt Sensor Block		When tilted	
	Loudness Block		Volume	<p>volume</p> <p>Would need to be used with other blocks.</p> 
	Receive Message Block	 Message options are colors and limited	Receive Message	 Message options are user decided text and unlimited.
	Send Message Block		Broadcast Message (Same as send message)	

# Transitioning from Icon to Word Blocks

	Block Function	Icon Block	Block Function	Word Block
<b>Motor Blocks</b>	Motor Speed Block		Set motor speed	
	Run Motor Counterclockwise		Run Motor for Duration (shown as counterclockwise for 1 rotation)	
	Run Motor Clockwise		Run Motor for Duration (shown as clockwise for 1 rotation)	
	Stop Motor		Stop motor	
<b>Movement Blocks</b>	Movement Blocks are found in the extension for Icon Block 			
	Movement Speed Block		Set Movement Speed Block	
	Move Forward Block		Move for Duration Use drop-down to change direction	
	Move Backwards Block			








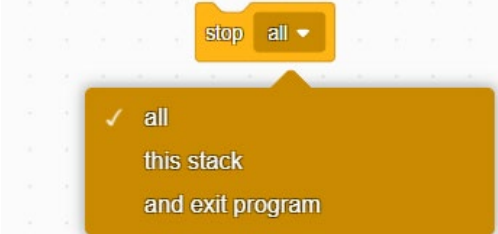



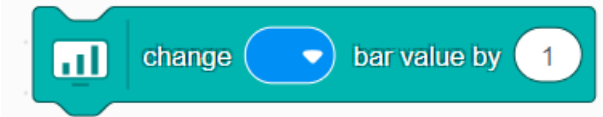

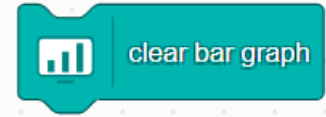

# Transitioning from Icon to Word Blocks

Movement Blocks	Block Function	Icon Block	Block Function	Word Block
	Turn Counter-clockwise Block		Move with Steering for Duration	
	Turn Clockwise Block		Use drop-down to change direction	
	Stop Moving Block		Stop Moving	
Block Function	Icon Block	Block Function	Block Function	
Light Blocks	3 x 3 Light Block		Turn on 3 x 3 Color Matrix  (Same as 3 x 3 Light Matrix)	
	Random 3 x 3 Light Block		There is no random 3 X 3 Light block available in word blocks; you may be able to create this function with other available programming blocks.	

# Transitioning from Icon to Word Blocks

	Block Function	Icon Block	Block Function	Block Function
<b>Sound Blocks</b>	Animal Sound Block		Play sound until done (use drop down arrow to select different animal sounds, sound effects or music)	
	Sound Effect Block			
	Music Block			
	Record Sound Block		Play sound until done (Use drop down to select "record" to record a sound)	
<b>Display Blocks</b>	Display blocks are found in the extension for icon blocks		Display blocks are found in the extension for word blocks	
	Display Text Block		Write on Display	
	Display Image Block		Set Image on Display	
	Full-Screen Display Block		Show Display Fullscreen/Window	

# Transitioning from Icon to Word Blocks

	Block Function	Icon Block	Block Function	Word Block
<b>Control Blocks</b>	Wait Block		Wait for seconds	
	Repeat Loop		Repeat Loop	
	Forever Loop		Forever Loop	
	Stop Block		Stop (use drop down to select all, just the stack, or exit program)	
	Bar Graphs are found in the extension for icon blocks 		Bar Graphs are found in the extension for word blocks 	
<b>Bar Graph Blocks</b>	Add 1 to Bar Graph Block		Change Bar Value by	
	Clear Bar Graph Block		Clear Bar Graph	
	Full-screen Bar Graph Block		Show Bar Graph Full Screen	