



NWF EcoLeaders Project Planning Template Workshop

Thanks for joining!



COURTNEY COCHRAN

MANAGER, NWF ECOLEADERS COMMUNITY

COCHRANC@NWF.ORG

AND FIND ME IN THE ECOLEADERS COMMUNITY!

WWW.NWFECOLEADERS.ORG



**ECO
LEADERS**

NWF EcoLeaders Program and Online Community

- Project-based leadership and career development program
- **Connect** with thousands of emerging environmental leaders across the country and world
- **Access** to rich NWF resources and tools to grow knowledge of environmental issues and develop leadership and career skills
- **Earn** resume-enhancing certifications



NWF EcoLeaders by the numbers

3,700 + members



750+ educational institutions



270+ organizations



In all 50 states, Puerto Rico, D.C. and 35+ other countries



Leading diverse sustainability projects



Earning certifications for demonstrated project-based leadership skills



EcoLeader Project Planning Tools and Resources

ECOTOPICS

Getting started on developing and implementing an EcoProject on campus or in a community is an exciting endeavor. Search across the 10 EcoTopics (3 new ones coming soon!) within the EcoLeaders platform and also find examples of active projects in a region or state, or even on a campus. Follow an existing project to jump in and participate with others. Alternatively, the examples may help provide ideas for developing your own project.

✓ Choose your EcoTopic

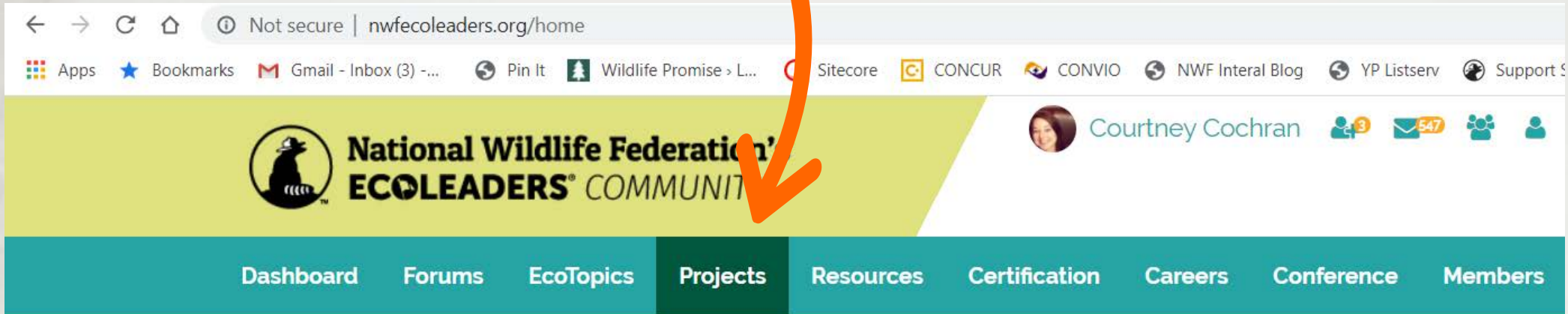
Buildings	Food
Campus & Community Policy	Habitat & Wildlife
Climate Change	Outdoor Recreation & Leadership
Community & Enviro Justice	Purchasing
Consumption & Waste	Transportation
Education & Awareness	Water

- [EcoTopic Pathways](#) > EcoLeaders can search across more than 10 EcoTopics (Energy, Building Design, Habitat, Waste Reduction, Water, for example) within the EcoLeaders community to find NWF and partner resources as well as examples of active or completed projects in a region, state, or even on a campus and learn about best practices in that topic area.
- [Project Planning Resource Library](#) > The EcoLeaders Project Planning Resource Library is organized by the project management and EcoLeader Certification components: Plan, Do, Communicate and Sustain. The library features resources to help students and other young leaders throughout the life cycle of their projects such as how to set goals; how to develop a project management plan; how to develop communications plans and how to ensure the longevity of your project.
- [Project Planning Template](#) > The downloadable template guides users through an in-depth project planning process helping project leaders to think through all of the strategies and elements of creating a successful project. This is a great resource for students looking to lead a project as well as for teachers and advocates looking to help students think through the project planning process.

The Project Planning Template

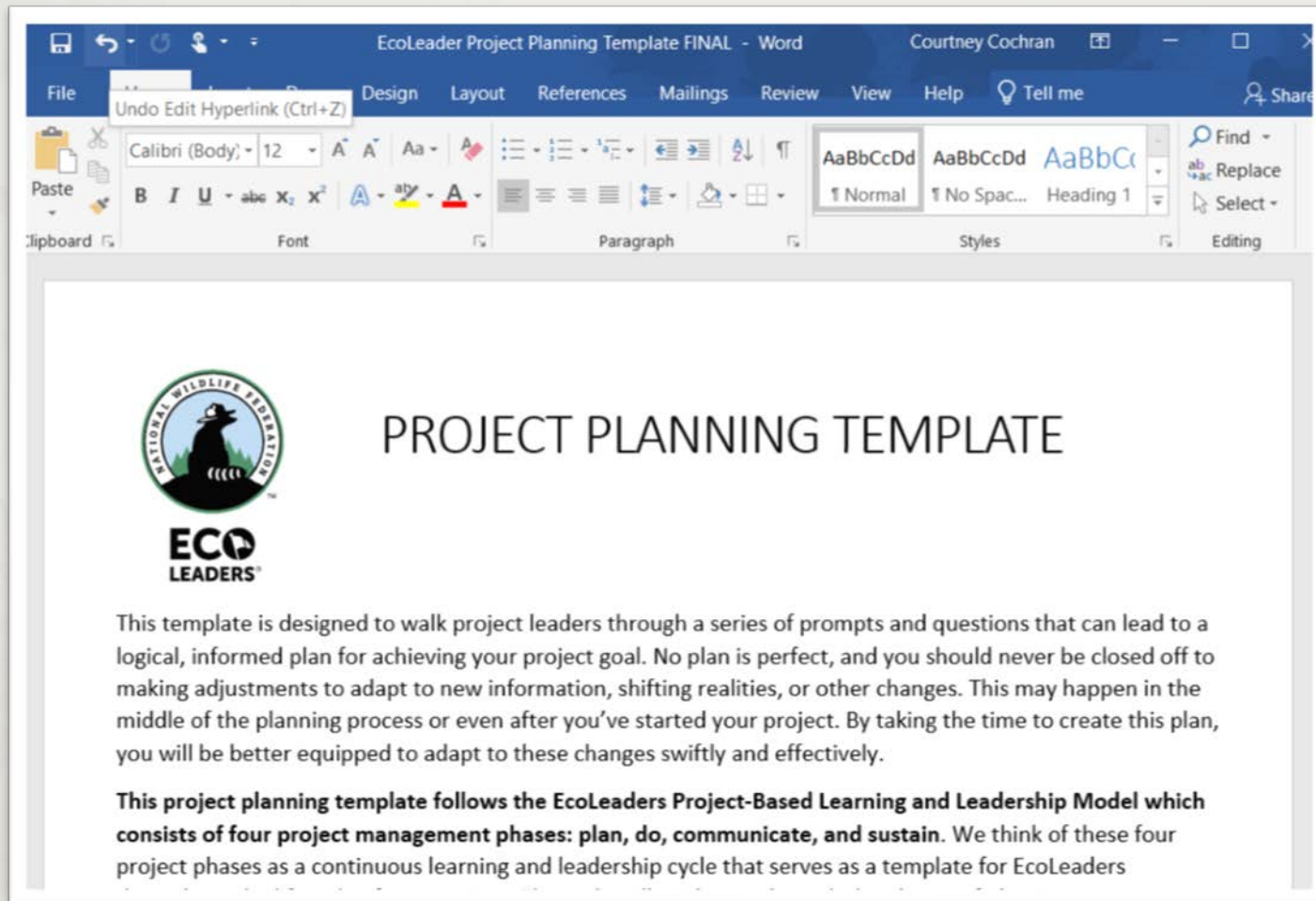
Q: Where to find it in the EcoLeaders Community?

A: The "Projects" Tab on the main EcoLeaders navigation

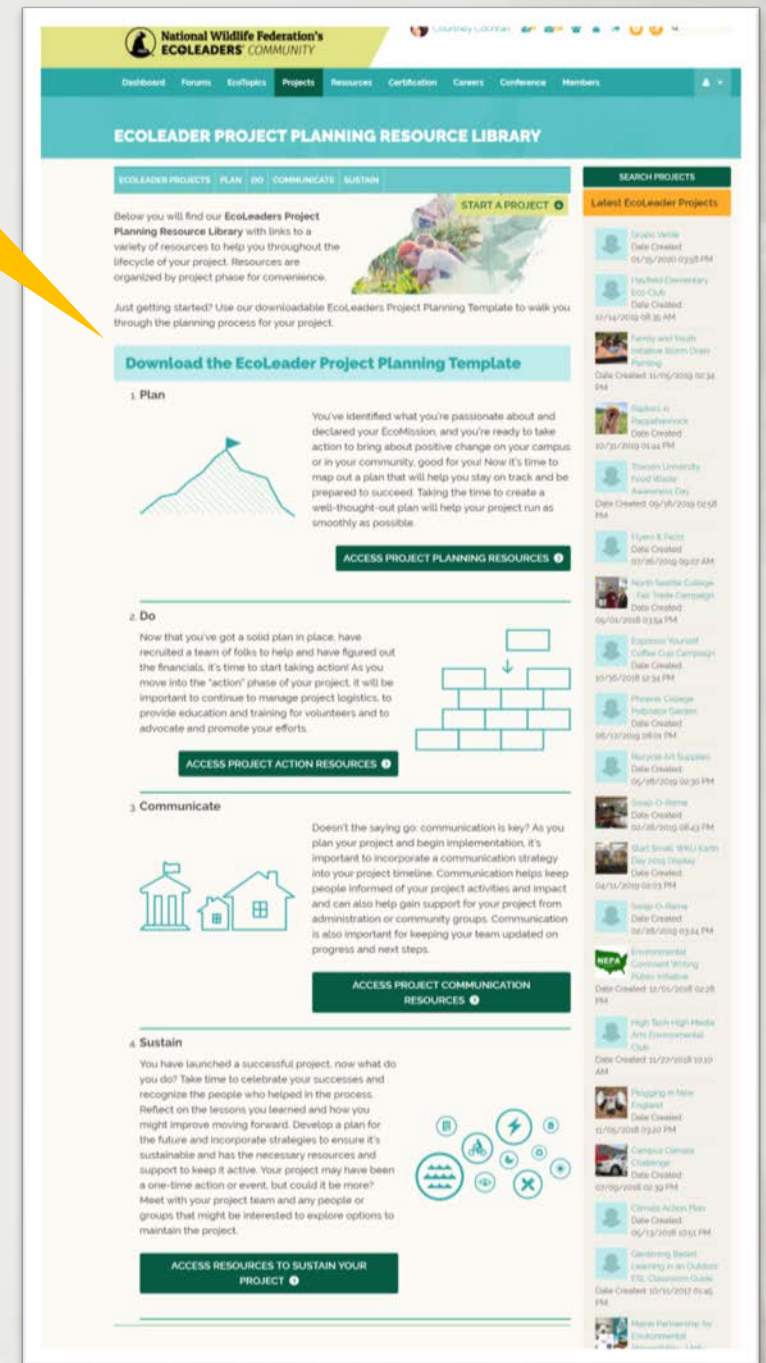


Download the EcoLeader Project Planning Template

Click on the blue download button within the Project Planning Resource Library

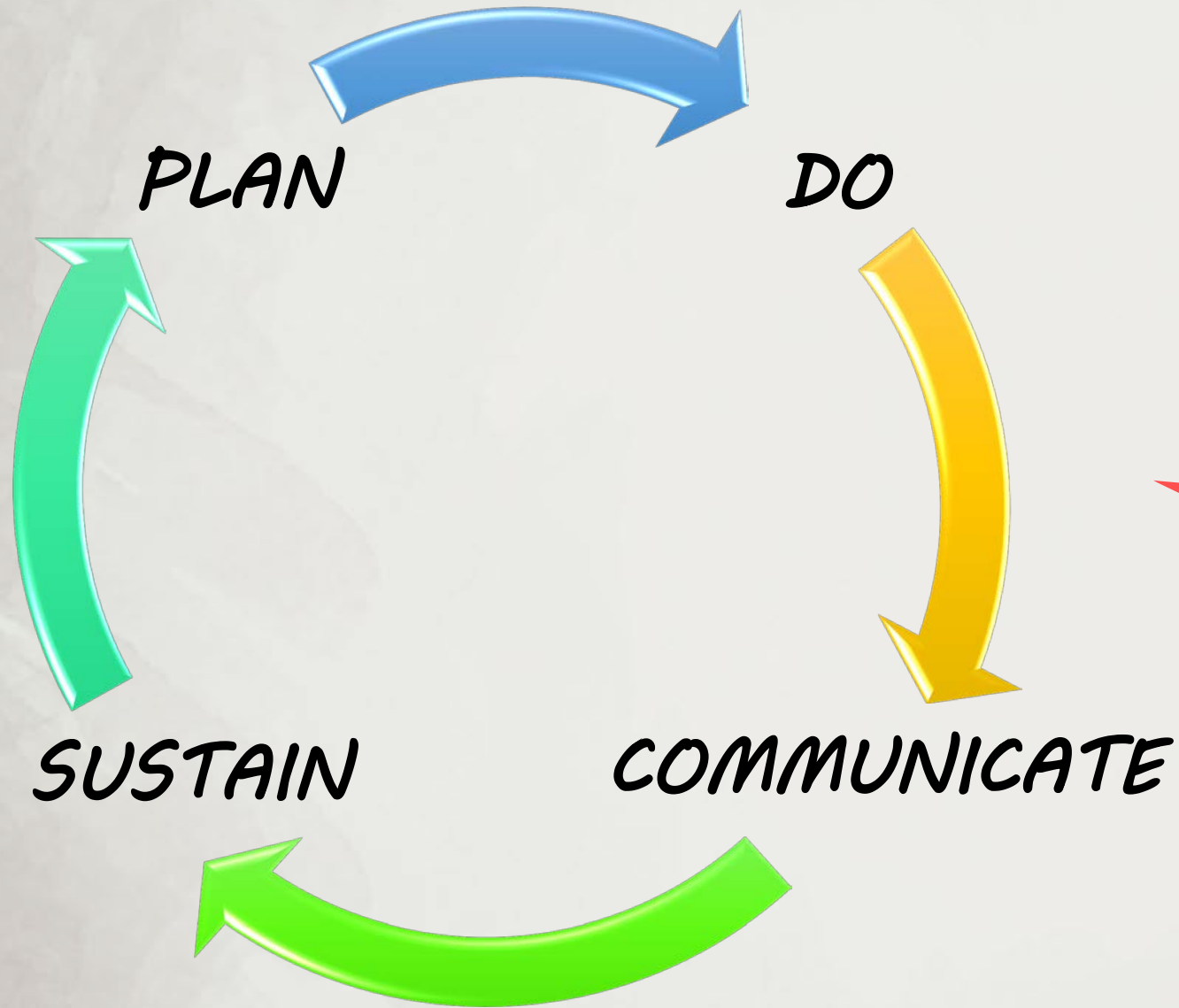


The screenshot shows a Microsoft Word document titled "EcoLeader Project Planning Template FINAL" by Courtney Cochran. The document content includes the National Wildlife Federation logo, the text "PROJECT PLANNING TEMPLATE", and a paragraph explaining the template's purpose: "This template is designed to walk project leaders through a series of prompts and questions that can lead to a logical, informed plan for achieving your project goal. No plan is perfect, and you should never be closed off to making adjustments to adapt to new information, shifting realities, or other changes. This may happen in the middle of the planning process or even after you've started your project. By taking the time to create this plan, you will be better equipped to adapt to these changes swiftly and effectively." Below this is another paragraph: "This project planning template follows the EcoLeaders Project-Based Learning and Leadership Model which consists of four project management phases: plan, do, communicate, and sustain. We think of these four project phases as a continuous learning and leadership cycle that serves as a template for EcoLeaders".



The screenshot shows the "EcoLeader Project Planning Resource Library" page on the National Wildlife Federation's website. The page features a navigation bar with "Dashboard", "Forums", "EcoTopics", "Projects", "Resources", "Certification", "Careers", "Conference", and "Members". The main content area is titled "EcoLEADER PROJECT PLANNING RESOURCE LIBRARY" and includes a "START A PROJECT" button. Below this, there is a section for "Download the EcoLeader Project Planning Template" with a blue button. The page is organized into four main sections: "1. Plan", "2. Do", "3. Communicate", and "4. Sustain". Each section contains introductory text and a corresponding icon (e.g., a line graph for Plan, a flowchart for Do, a house for Communicate, and a globe for Sustain). At the bottom of each section is a button to "ACCESS PROJECT PLANNING RESOURCES". On the right side, there is a "SEARCH PROJECTS" sidebar listing various projects with their titles and creation dates.

EcoLeaders Project-based Learning and Leadership Cycle



The EcoLeaders Project Planning Template



- Guides you through the project planning process allowing you to **think** through a series of questions and prompts
- Designed to be an iterative process – **be flexible** with yourself and your project
- Look to your peer EcoLeaders for support and inspiration – **search** EcoLeader projects, **connect** through the discussion forums

Step One: Plan

- *In what general area would you like to focus your project?
(energy, food, habitat, etc...)*
- *What is a problem in that focus area that you'd like to try to solve?*
- *Where do you think your project would have the most impact?
(school, community, state, etc...)*
- *Which strategy fits best with the scope of impact of your project?
(education, policy, marketing, etc...)*



Research, Reassess, Refine ...



- *Create a research “to do” list*
- *Once you’ve done some initial research, reassess and refine your goal based on your new information*
- *Continue this process as many times as needed*

Thanks for joining!



COURTNEY COCHRAN

MANAGER, NWF ECOLEADERS COMMUNITY

COCHRANC@NWF.ORG

AND FIND ME IN THE ECOLEADERS COMMUNITY!

WWW.NWFECOLEADERS.ORG



**ECO
LEADERS**

The EcoLeaders network gave me the chance to connect with other people, share stories and be inspired by many wonderful projects

~ Amira Odeh, University of Puerto Rico (Certified NWF EcoLeader)

Hands-on experience cultivated through the NWF EcoLeaders Program is a great way of building knowledge and finding the right opportunity for you.

~ Aramark (Employer)