



Citizens' Climate Lobby

Regional REMI Summary for the Pacific (PAC) Region (Alaska, California, Hawaii, Oregon, Washington)

National Highlights in 2025:

- 2.1 million more jobs with Fee and Dividend (F&D).
- CO2 emissions 31% below 1990 levels.
- 90,000 American lives saved from better air quality.
- \$80 - \$90 annual billion increase in GDP.

PAC-Specific Findings:

Gross Regional Product (GRP):

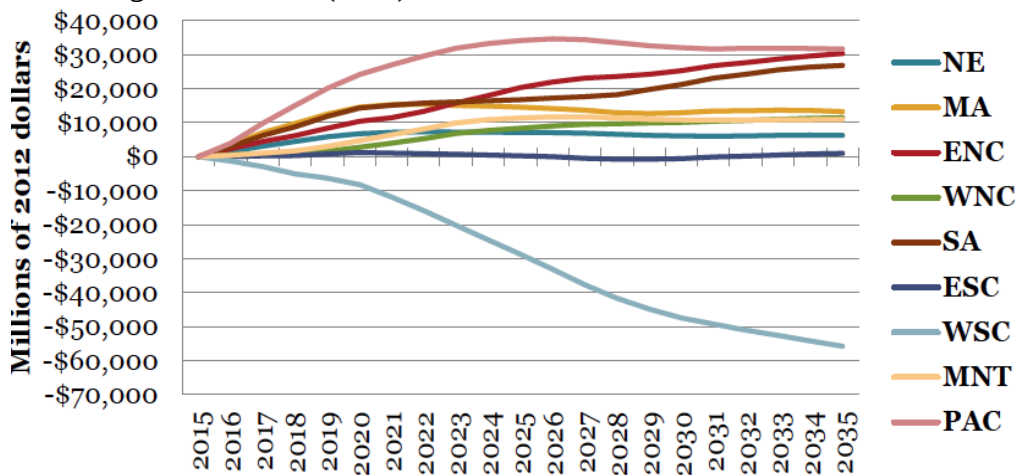


Figure 1: Gross Regional Product (GRP) Changes in the Nine Regions (p. 21). PAC has the greatest growth of their GRP thanks to the policy, peaking at +\$34 billion. This is mainly thanks to the region's very small coal presence, which means the region escapes much of the negative impacts to the energy sector until around 2025 when the precipitous growth to the GRP plateaus. [Note: all numbers for this graph, and all graphs, are relative to the baseline \$0 carbon fee scenario in the models.]

2025: Top 3 Industry Winners (GRP)

- 1) Real Estate (+\$5.98 billion (b) to GRP)
- 2) Retail Trade (+\$4.70b)
- 3) Ambulatory Health Services (+\$4.65b)

2025: Top 3 Industry Losers (GRP)

- 1) Air Transportation (-\$2.67b)
- 2) Petrol. And coals manufacture (-\$1.22b)
- 3) Oil and Gas Extraction (-\$0.81b)

Net of all industries in 2025: +\$33 billion to regional GRP.

Count of the industries considered in 2025: 48 add to and 19 subtract from GRP.

Employment:

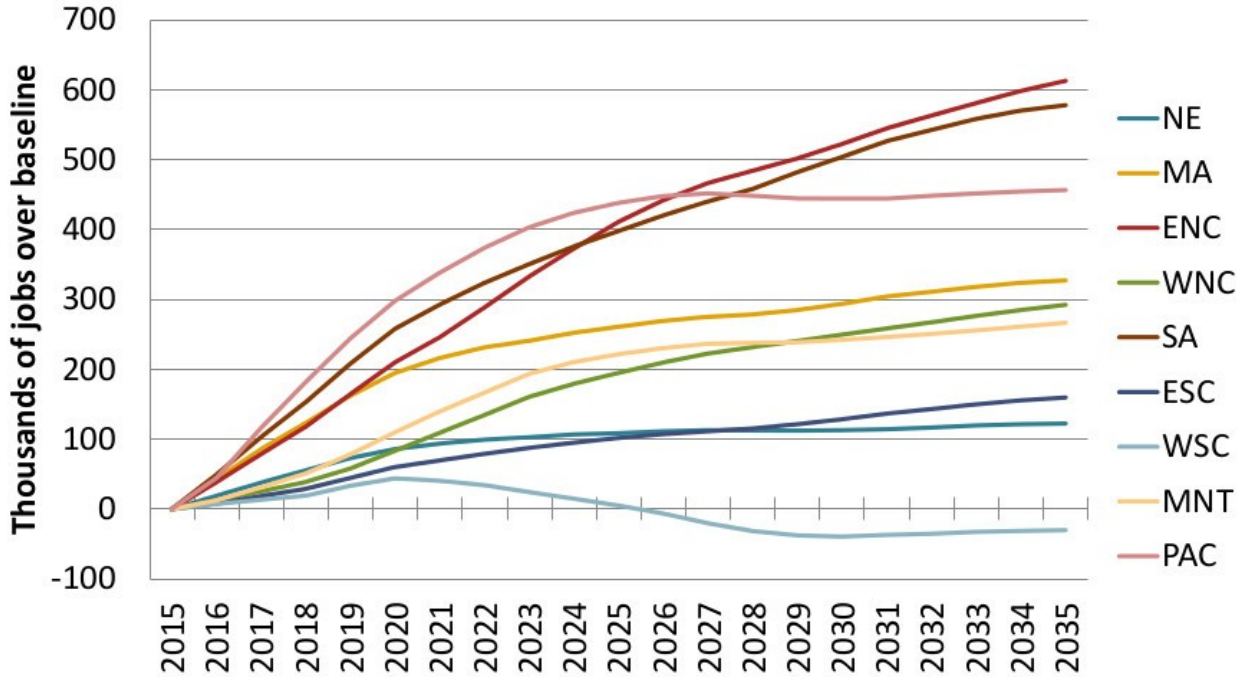


Figure 2: Regional breakdown of employment increases (p. 20). PAC is an early leader in job growth, again from the lack of coal industry in the region. The growth plateaus after 2025.

2025: Top 3 Job Gainers

- 1) Retail Trade (+65 thousand (k) jobs)
- 2) Ambulatory Health Services (+58k)
- 3) Administrative and Support Services (+31k)

2025: Top 3 Job Losers

- 1) Air Transportation (-9k)
- 2) Scenic and Sightseeing Transportation; Support activities for Transportation (-4k)
- 3) Oil and Gas Extraction (-3k)

Net of all industries in 2025: +442,000 jobs.

Count of the industries considered in 2025: 44 add jobs, 8 lose jobs, 15 have no change.

Energy Production:

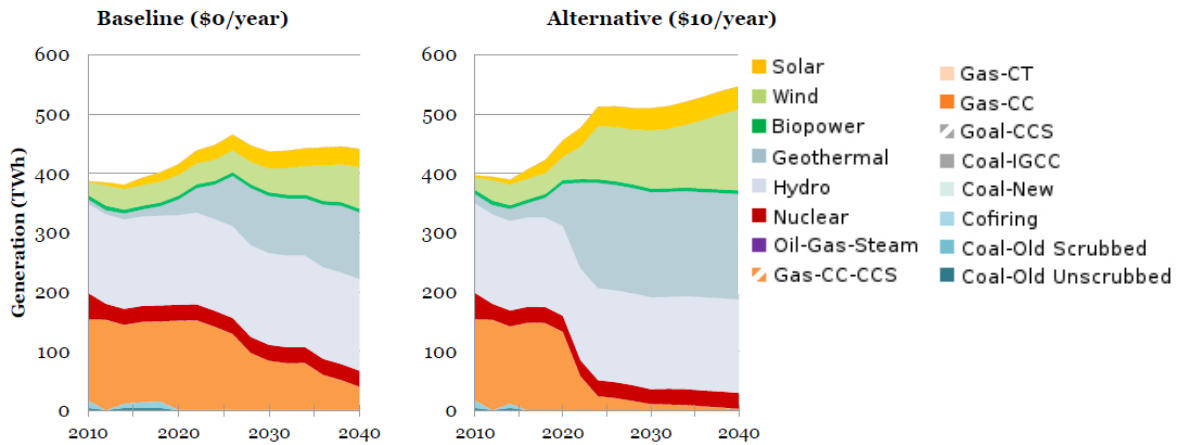


Figure 3: Electrical Power Generation (p. 117). PAC is the region least reliant on coal for its power production and thus the policy does little to impact the energy production until around 2020, when there is a big expansion in wind and geothermal energy production along with a

move away from natural gas. PAC also produces ~25% more energy in the F&D scenario, which would then be available for export to other regions.

Real Income:

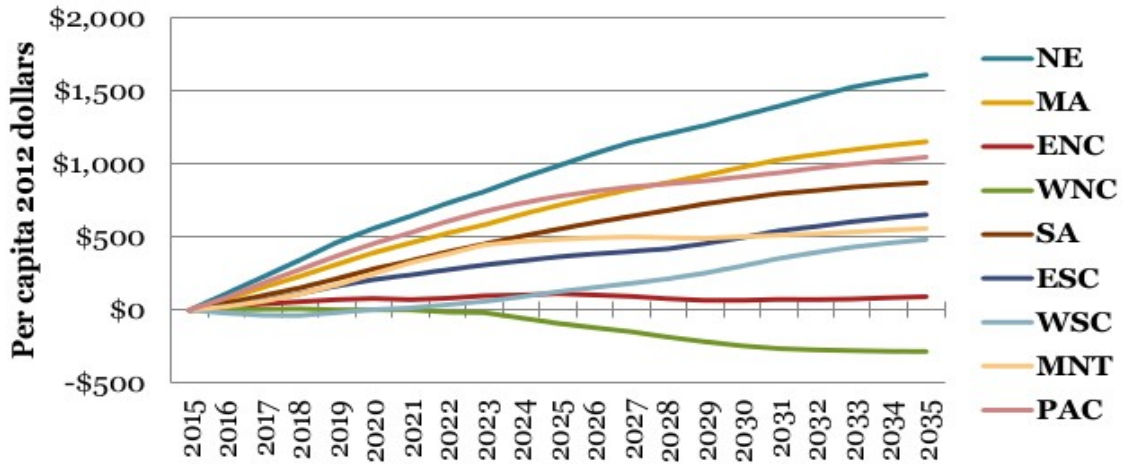


Figure 4: Real Income Per Capita (p. 38). This reflects the increase in income per person after accounting for increased cost of living (up by 1.5% in 2025, the smallest increase among all regions; p. 33), increased energy prices (peaking in 2026 then dropping; p. 34), net of the impact to the labor market, F&D checks, as well as population and demographic trends. Also worth noting is that the inflation over the entire 20-year period for the region is equivalent to adding one “extra” year of inflation.

Other notable findings:

The biggest growth occupations for the region in 2025 are retail sales workers (+37,000 jobs), health diagnosing and treating practitioners (+22,000 jobs), building cleaning and pest control workers (+20,000 jobs). These occupations are winners because of the dividend, which boosts consumer spending, and thus results in job gains in labor-intensive industries. While many of these jobs are entry-level, they beat unemployment, and indeed the poorest 20% of Americans see the largest boost in employment. This means fewer Americans reliant on the state, and with the satisfaction of a paying job.

Conclusions:

The region's economy doesn't rely on coal at all meaning the loss in GRP and jobs seen in other regions is absent in the Pacific region. This leads to a large +\$34 billion increase to the GRP and a 450,000 increase in jobs. Overall the fee and dividend puts money into people pockets and thus into the economy without the energy sector dragging it down. Thanks to previous investment in climate-friendly energy policies, the PAC region is a clear winner from Fee and Dividend, with some of the largest benefits of any region!

Full report: <http://citizensclimatelobby.org/wp-content/uploads/2014/06/REMI-carbon-tax-report-62141.pdf>