



# Building a Blackboard Bracket



March 2025

# Quick Start Guide

## Select Your Favorite Blackboard Innovation

- Quick Start Guides gives you a list of Blackboard innovation to pick from for your Blackboard Bracket

## Build Your Blackboard Bracket

- Guide on how to make a Blackboard Bracket using online tools

## Promote Participation

- Email template and text you can use to promote the features in your Blackboard Bracket to drive broader awareness and faculty participation

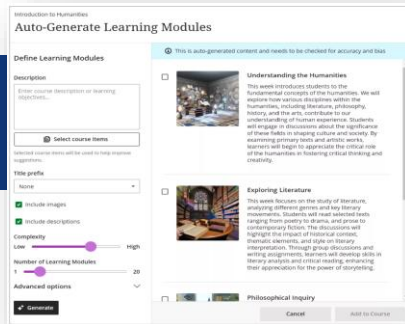
# Select Your Favorite Blackboard Innovation



# Selecting Your Favorite Blackboard Innovation

- Select your favorite Blackboard innovations to build out your Blackboard Bracket.
  - Reference the recent [What's New in Blackboard](#) Blogs, [Release Notes](#), etc.
- The next few slides give you a suggested list of Top 10 features, with links and a fun, basketball-centric descriptions so you can get started quickly. All suggested features are included in Blackboard core.
- Select the features and description that best align to the messaging and culture at your college or university.
- Ensure faculty and staff have access to these features in Blackboard as part of their Ultra experience in Blackboard.

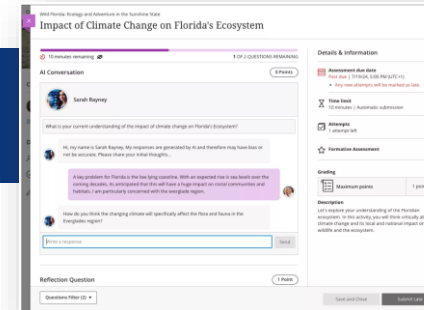
# Suggested Blackboard Innovations for your Bracket



## AI Design Assistant

**AI Design Assistant** is like your star point guard, helping you draft the perfect playbook for your course. Whether it's setting up the structure, generating discussion prompts, or crafting rubrics, this AI tool helps you create a smooth course flow from start to finish. Just like adjusting your game strategy, you can tweak content complexity and visuals to keep your students engaged. The AI Design Assistant ensures you're always in control.

Documentation:  
[https://help.blackboard.com/Learn/Instructor/Ultra/Course\\_Content/Create\\_Content/AI\\_Design\\_Assistant](https://help.blackboard.com/Learn/Instructor/Ultra/Course_Content/Create_Content/AI_Design_Assistant)



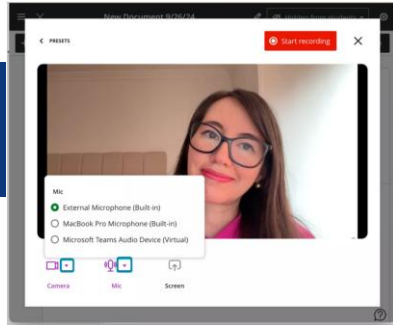
## AI Conversations

**AI Conversation** tool is like a coach putting players into high-stakes scenarios, challenging them to think critically with Socratic questioning or execute a role-play strategy. It's like drawing up a play to help students engage, reflect, and break down concepts, whether they're defending or running a fast break. As the conversation progresses, reflection questions give students a chance to review and sharpen their skills for the next round.

Documentation:  
[https://help.blackboard.com/Learn/Instructor/Ultra/Interact/AI\\_Conversation](https://help.blackboard.com/Learn/Instructor/Ultra/Interact/AI_Conversation)



# Suggested Blackboard Innovations for your Bracket

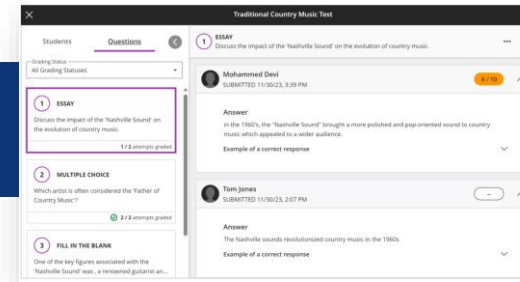


## Video Studio

**Video Studio** is your secret weapon for creating game-winning content, allowing you to record, upload, and enhance video content. Whether you're creating screen recordings or setting up a highlight reel with video uploads, it's all about keeping the flow smooth. Like calling a timeout to strategize, you can edit captions, add transcripts, and fine-tune your content to make sure your students stay on point.

Documentation:

[https://help.blackboard.com/Learn/Instructor/Ultra/Course\\_Content/Create\\_Content/Video\\_Studio](https://help.blackboard.com/Learn/Instructor/Ultra/Course_Content/Create_Content/Video_Studio)



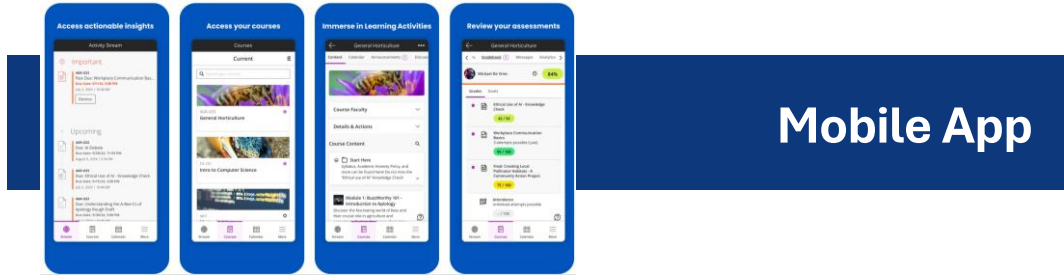
## Flexible Grading

**Flexible Grading** gives you fast-paced freedom to grade by student or question. It's like watching basketball—comparing plays (answers) across the team (class) to make sure everyone's on the same page. You can drop in feedback like a key assist, making sure your students know exactly where they need to improve. Whether you're keeping an eye on late submissions or reviewing top responses, this tool makes it easy to stay on top of your grading game.

Documentation:

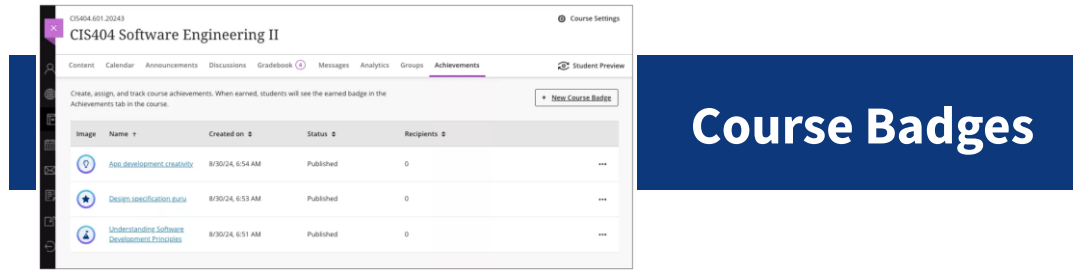
<https://help.blackboard.com/Learn/Instructor/Ultra/Tests/FlexGradingTests>

# Suggested Blackboard Innovations for your Bracket



**Blackboard Mobile App** is your ultimate teammate in the playoffs! It's your go-to app for real-time updates, instant notifications, and seamless management of coursework, just like a championship contender dominating every play. Stay ahead of the competition, manage your assignments, track your progress, and make sure you don't miss a beat as you advance through the academic tournament!

Documentation:  
[https://help.blackboard.com/Blackboard\\_App/Feature\\_Guide](https://help.blackboard.com/Blackboard_App/Feature_Guide)



**Award Course Badges** like game-winning trophies, instructors set the criteria for students to earn badges. As the coach, you set the plays (criteria) and track who's earning those MVP badges, helping motivate the team (students) to keep pushing through the course. Each time a student hits their target—whether it's mastering a skill or completing an assignment—they're awarded a badge, like adding another notch to their playoff ring.

Documentation:  
<https://help.blackboard.com/node/48936>

# Suggested Blackboard Innovations for your Bracket

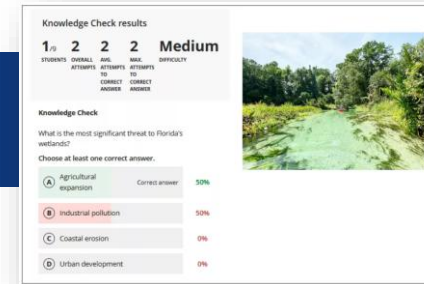


## Accessibility Content Checker

**Accessibility Content Checker** is keeping your content game-ready by spotting accessibility issues before they become problems. As you create content, it's checking for color contrast, proper headings, and alt text on images. If there's an issue, it's like calling for a timeout to fix the mismatch, helping you get a higher score with each adjustment. By the end of the game, you've got a polished performance, making sure every student can engage fully.

Documentation:

[https://help.blackboard.com/Learn/Instructor/Ultra/Accessibility/Ultra\\_accessibility\\_checker](https://help.blackboard.com/Learn/Instructor/Ultra/Accessibility/Ultra_accessibility_checker)



## Knowledge Checks

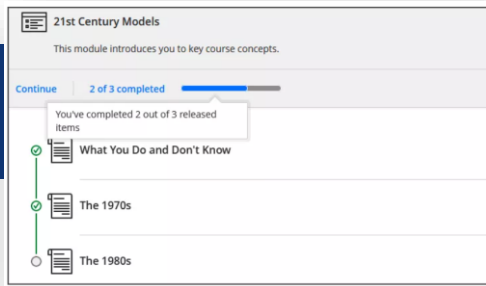
**Knowledge Checks** are like hitting clutch shots during a tight game—students engage with the content, take their best shot at answering, and get immediate feedback to refine their game. As the coach, you get real-time metrics that help you track who's mastering the skill and who might need some extra drills. With unlimited attempts, it's like giving your team endless chances to improve.

Documentation:

<https://help.blackboard.com/node/48706>



# Suggested Blackboard Innovations for your Bracket

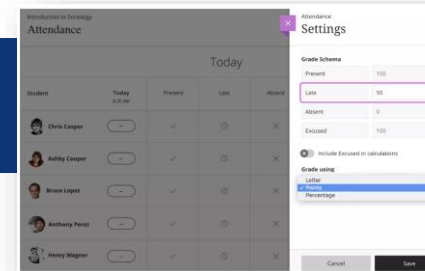


## Progress Tracker

**Progress Tracker** is like keeping score throughout the game—students can see exactly where they stand on every assignment, test, or module. Each item gets a progress marker, whether it's an empty circle or a green check. Like reviewing stats at halftime, students can always go back and see what they've completed and what's still up for grabs. The best part? When they complete a full module, it's like hitting a game-winning shot, automatically marking the entire module as done.

Documentation:

[https://help.blackboard.com/Learn/Student/Ultra/Courses/Progress\\_Tracking](https://help.blackboard.com/Learn/Student/Ultra/Courses/Progress_Tracking)



## Attendance

**Attendance** tracking in Blackboard is like monitoring your team's lineup—keeping tabs on who's on the court (present), who's running late, and who's missing the game entirely. Each session's attendance data appears alongside grades, so you can quickly see how the students are showing up for the big moments. You can even adjust the game plan, marking 'excused', but still keeping the score tight by including attendance in grade calculations.

Documentation:

<https://help.blackboard.com/Learn/Instructor/Ultra/Grade/Attendance>

# Build your Blackboard Bracket



# Build your Blackboard Bracket

- Select your favorite free, online bracket creation tool. Some readily available options include:
  - [polltab.com](https://polltab.com)
  - [challonge.com](https://challonge.com)
  - [battlefy.com](https://battlefy.com)
- Enter your selected features, this example will include those listed in the recommendations from the previous slides.
  - Blackboard image is available here: <https://www.anthology.com/sites/default/files/2024-07/blackboard-logo-colored.png>
  - Key Dates for the official NCAA tournament for 2025 are:
    - Final Game: April 7
    - Gave staff a week to vote for each round of the tournament.

# Example Bracket Builder

## BRACKET POLL CREATOR

Create a **real-time** bracket poll **free!**

Use the form below to create your bracket

Live preview below as you fill out the form

Enter bracket title (optional)

Add image link

<https://www.anthology.com/sites/default/files/2024-07/blackboard-logo-c>

– Picture

Enter participant

1. AI Design Assistant

+ Picture

Enter participant

2. AI Conversations

+ Picture

Enter participant

3. Video Studio

## Set Bracket Schedules

Round 1 end date:

March 24, 2025 11:59 PM



Semi-Finals end date:

March 31, 2025 11:59 PM



Finals end date:

April 7, 2025 12:00 AM



☐ Hide vote results when round is active

☐ Require Captcha per vote

## Voting Security

Restricts 1 vote per Household/ISP, [learn more.](#)

# Sample Bracket



ROUND 1

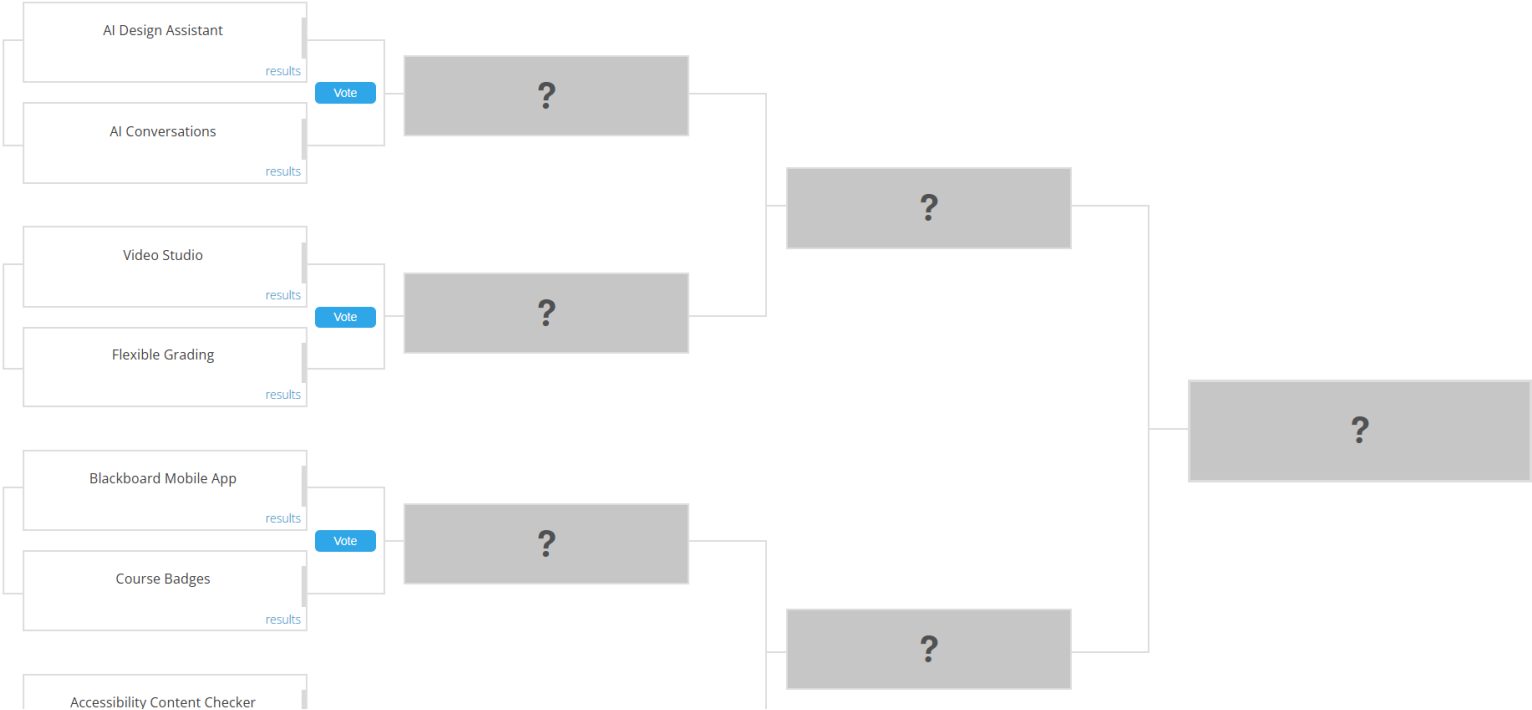
21	03	48	42
D	H	M	S

SEMI-FINALS

FINALS

WINNER

04/07/2025 12:00 AM



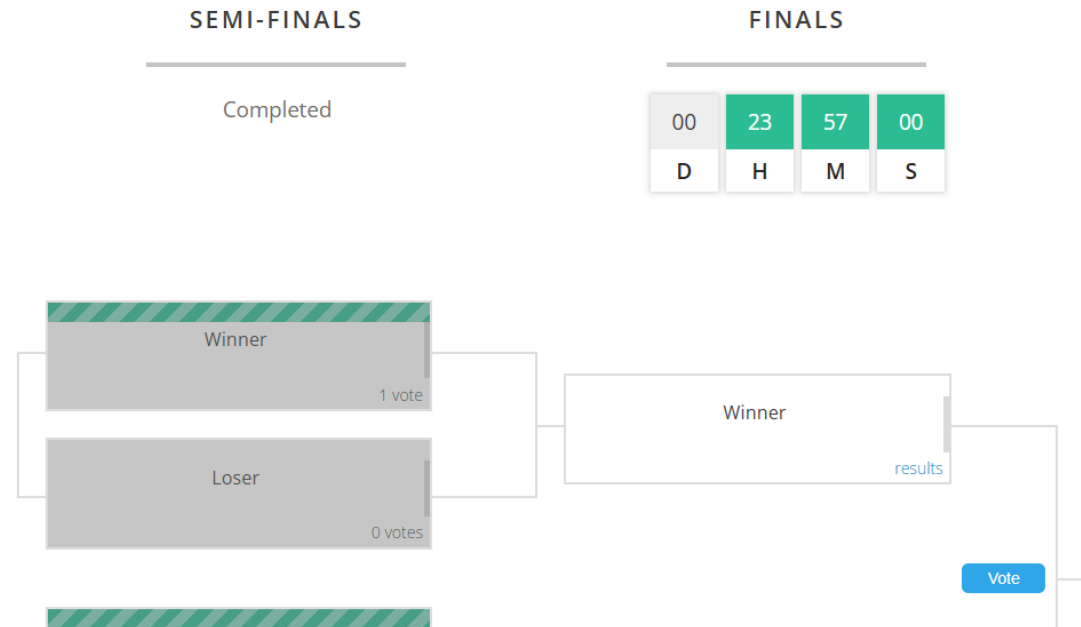


# Promote Participation



# Promote Participation

- Promote participation with your college or university's faculty and staff.
- Promote via email. An email template is provided on the next slide, or via your school's intranet, newsletters, etc.
- After each round, the voting will reopen, and you can resend the email with that round's winners to continue the momentum up to the Final Playoff Game on April 7!



**Example Email Template:**  
**2025 Blackboard Innovation Showdown**

It's time to lace up your sneakers and join in on the fun of the ultimate *basketball tournament* bracket—only this time, it's the game-changing features of Blackboard going head-to-head in a bracket-style showdown! From innovative grading tools to sleek course design options, we're highlighting the latest and greatest Blackboard capabilities at *<Insert Your School's Name>*. So, get ready to "cheer" on your favorite features, all while getting in the tournament spirit. Who will come out on top as the MVP of Blackboard? Join us to find out—and maybe pick up a few tricks to level up your LMS game!

The stars of this year's Blackboard Bracket include:

- [AI Design Assistant](#) is like your star point guard, helping you draft the perfect playbook for your course. Whether it's setting up the structure, generating discussion prompts, or crafting rubrics, this AI tool helps you create a smooth course flow from start to finish. Just like adjusting your game strategy, you can tweak content complexity and visuals to keep your students engaged. The AI Design Assistant ensures you're always in control.
- [AI Conversation](#) tool is like a coach putting players into high-stakes scenarios, challenging them to think critically with Socratic questioning or execute a role-play strategy. It's like drawing up a play to help students engage, reflect, and break down concepts, whether they're defending or running a fast break. As the conversation progresses, reflection questions give students a chance to review and sharpen their skills for the next round.
- [Video Studio](#) is your secret weapon for creating game-winning content, allowing you to record, upload, and enhance video content. Whether you're creating screen recordings or setting up a highlight reel with video uploads, it's all about keeping the flow smooth. Like calling a timeout to strategize, you can edit captions, add transcripts, and fine-tune your content to make sure your students stay on point.
- [Flexible Grading](#) gives you fast-paced freedom to grade by student or question. It's like watching basketball—comparing plays (answers) across the team (class) to make sure everyone's on the same page. You can drop in feedback like a key assist, making sure your students know exactly where they need to improve. Whether you're keeping an eye on late submissions or reviewing top responses, this tool makes it easy to stay on top of your grading game.
- [Blackboard Mobile App](#) is your ultimate teammate in the playoffs! It's your go-to app for real-time updates, instant notifications, and seamless management of coursework, just like a championship contender dominating every play. Stay ahead of the competition, manage your assignments, track your progress, and make sure you don't miss a beat as you advance through the academic tournament!
- [Award Course Badges](#) like game-winning trophies, instructors set the criteria for students to earn badges. As the coach, you set the plays (criteria) and track who's earning those MVP badges, helping motivate the team (students) to keep pushing through the course. Each time a student hits their target—whether it's mastering a skill or completing an assignment—they're awarded a badge, like adding another notch to their playoff ring.
- [Accessibility Content Checker](#) is keeping your content game-ready by spotting accessibility issues before they become problems. As you create content, it's checking for color contrast, proper headings, and alt text on images. If there's an issue, it's like calling for a timeout to fix the mismatch, helping you get a higher score with each adjustment. By the end of the game, you've got a polished performance, making sure every student can engage fully.
- [Knowledge Checks](#) are like hitting clutch shots during a tight game—students engage with the content, take their best shot at answering, and get immediate feedback to refine their game. As the coach, you get real-time metrics that help you track who's mastering the skill and who might need some extra drills. With unlimited attempts, it's like giving your team endless chances to improve.
- [Progress Tracker](#) is like keeping score throughout the game—students can see exactly where they stand on every assignment, test, or module. Each item gets a progress marker, whether it's an empty circle or a green check. Like reviewing stats at halftime, students can always go back and see what they've completed and what's still up for grabs. The best part? When they complete a full module, it's like hitting a game-winning shot, automatically marking the entire module as done.
- [Attendance](#) tracking in Blackboard is like monitoring your team's lineup—keeping tabs on who's on the court (present), who's running late, and who's missing the game entirely. Each session's attendance data appears alongside grades, so you can quickly see how the students are showing up for the big moments. You can even adjust the game plan, marking 'excused', but still keeping the score tight by including attendance in grade calculations.

Make your picks at *<insert link to the Bracket you created>* by *<Date before first round closes Sunday, March 23<sup>rd</sup> at 11:59pm>*. Good Luck!

**Have Fun!**



**Anthology**

